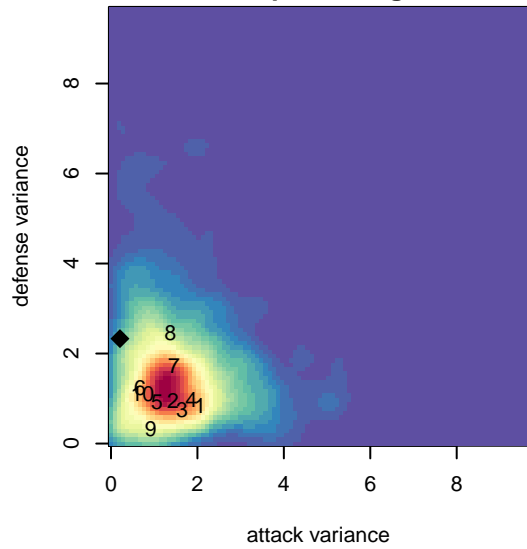
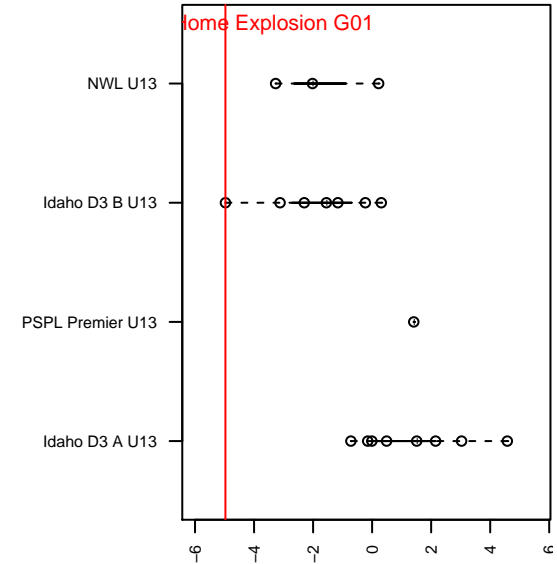
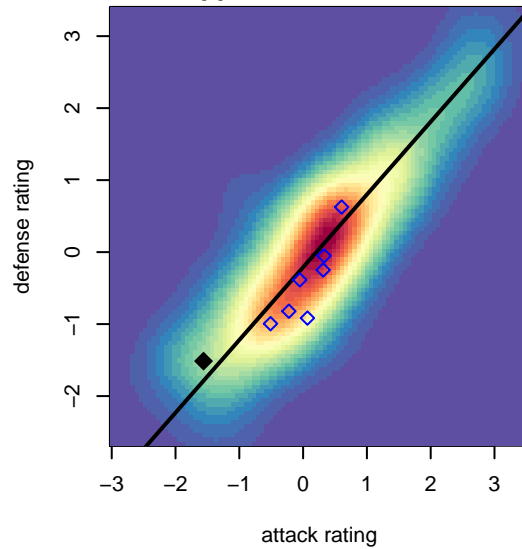


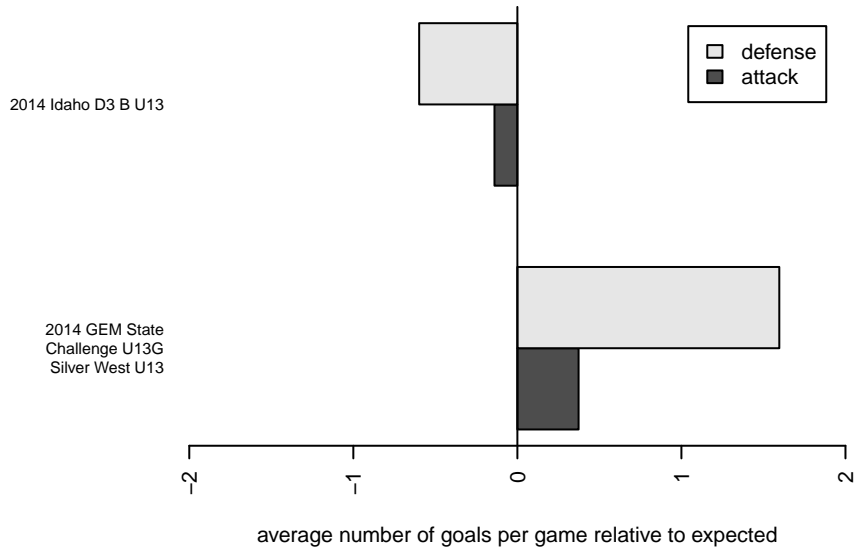
**attack and defense variance (black dot)
relative to other teams
and top 10 in region**



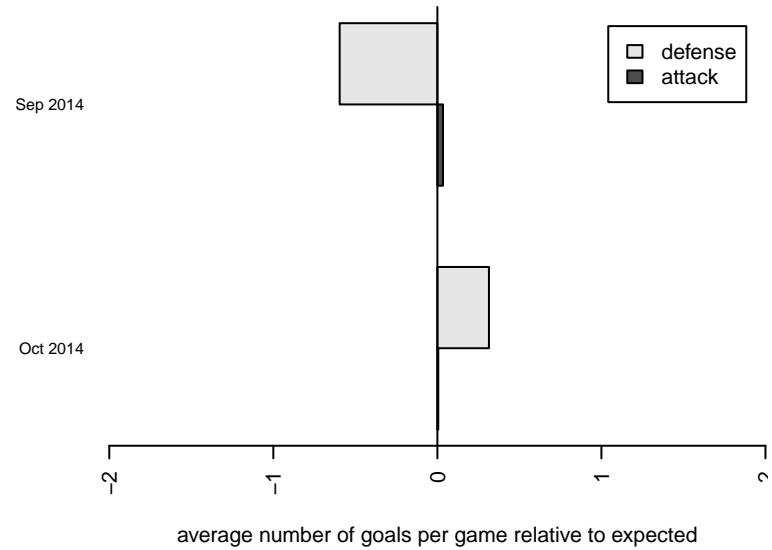
**attack and defense rating
relative to others at age
and all opponents in last 13 months**



Performance relative to 13 month average



Performance relative to 13 month average



date	home		away		venue	pred.home	pred.away
2014-10-25	Idaho Crossfire Inferno G01	6	Mountain Home Explosion G01	0	2014 Idaho D3 B U13	6.26	0.23
2014-10-18	Meridian United FC Purple G01	5	Mountain Home Explosion G01	0	2014 Idaho D3 B U13	3.43	0.54
2014-10-11	Real Middleton Roma G01	6	Mountain Home Explosion G01	0	2014 Idaho D3 B U13	4.41	0.32
2014-10-05	Idaho Crossfire Inferno G01	6	Mountain Home Explosion G01	1	2014 GEM State Challenge U13G Silver Wes	6.26	0.23
2014-10-04	Idaho Rush Select Reign G01	7	Mountain Home Explosion G01	0	2014 GEM State Challenge U13G Silver Wes	8.10	0.11
2014-10-04	Meridian United FC Purple G01	0	Mountain Home Explosion G01	1	2014 GEM State Challenge U13G Silver Wes	3.43	0.54
2014-09-27	Mountain Home Explosion G01	0	Idaho Crossfire Inferno G01	6	2014 Idaho D3 B U13	0.23	6.26
2014-09-20	Nationals West White G01	4	Mountain Home Explosion G01	1	2014 Idaho D3 B U13	2.41	0.67
2014-09-13	Mountain Home Explosion G01	1	Idaho Rush Azul G01	6	2014 Idaho D3 B U13	0.42	4.52
2014-09-06	Mountain Home Explosion G01	0	Meridian United FC Purple G01	3	2014 Idaho D3 B U13	0.54	3.43
2014-08-23	Mountain Home Explosion G01	0	Idaho Rush Nero G01	6	2014 Idaho D3 B U13	0.17	6.50